



Tasmania Fire Service

Home Fire Safety

FACT SHEET

Smoke Alarms

for the Deaf and Hard of Hearing

Smoke alarm packages for the Deaf and Hard of Hearing include all the necessary components to give a person a visual and vibrating alert to a smoke alarm.

The packages usually consist of three parts:

- A flashing strobe light placed beside the bed. It is connected to a power outlet and has a built in rechargeable battery backup.
- A pillow shaker (connected to the strobe light).
- A smoke alarm.

When the smoke alarm is activated it sends a radio signal, activating the flashing strobe and the pillow shaker.

Note - the smoke alarm still makes loud audible beeps to alert people without a hearing impairment.



Flashing strobe light



Pillow shaker



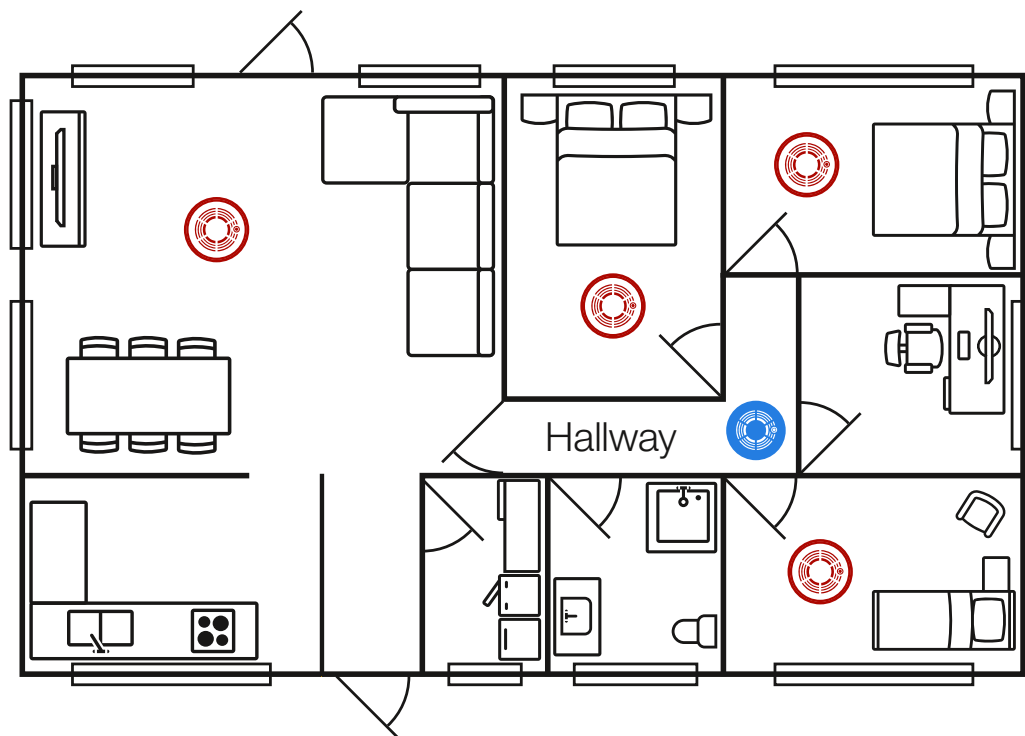
Smoke alarm

Important

If you require an alarm for the Deaf or Hard of Hearing contact Expression Australia. You may be eligible for a subsidy.

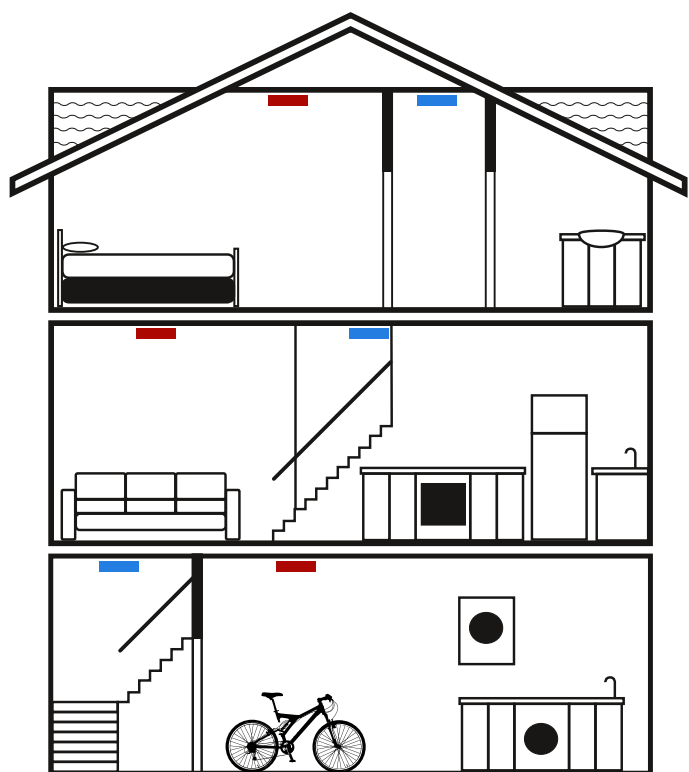
Phone/TTY (03) 6228 1955 Email: infotas@expression.com.au www.expression.com.au



Where best to position your smoke alarms



Single Level Homes

Install a smoke alarm in every sleeping area (bedroom), hallway and living area.



-  Required by Law:
 - A smoke alarm in all hallways.
 - A smoke alarm at the top of all stairways.
-  Recommended:
 - All locations shown above and below.

Multi Level Homes

Install a smoke alarm in every sleeping area (bedroom), hallway, living area and on the ceiling at the top of the stairway connecting the levels.

Important

Interconnect smoke alarms

so when one goes off they all go off alerting you and your family as quickly as possible if there is a fire.



Tasmania Fire Service

fire.tas.gov.au

tfseducation.com.au

