

Home Fire Safety

FACT SHEET



Tasmania Fire Service



What to do in a fire






If you are caught in a house fire:

-  Crawl low under smoke. **Do not** stand up in the smoke and don't get too low by crawling on your stomach.
-  The best position is to **crawl on your hands and knees** with your arms straight and elbows locked.
-  **Feel doors** gently with the back of your hand before touching a door handle. They may be hot.
-  **Close doors behind you** to slow the spread of fire and smoke.
-  Shout **Fire! Fire! Fire!** to warn others as you crawl out.
-  **Remember: Get out and stay out.** Don't go back inside for possessions or pets.
-  Ensure **everyone is out** of the building.
-  **Call Triple Zero (000)** when you are out and clear of the fire. Use a mobile phone or ask a neighbour.
-  **Wait** at your safe meeting place for firefighters to arrive.

If you have an emergency call Triple Zero (000)




Only call Triple Zero (000) in an emergency that is life-threatening or where time is critical.

-  Ask for Fire, Police or Ambulance.
-  **Stay calm**, don't shout, speak slowly and clearly.
-  When asked, give as much detail about your location as you can **including state, street number and name, suburb, nearest cross street.**

If you are deaf, hard of hearing or have difficulties with speech, you can contact emergency services through:

- **National Relay Service**
accesshub.gov.au
- **Expression Australia Auslan Emergency Interpreter app**
expression.com.au





What to do in a fire

If your clothes catch on fire:



Stop what you are doing right away. Cover your face with your hands.





Drop gently to your knees, then lie down on the part of your clothes that are on fire.





Rock and roll back and forth on the ground until your clothes stop burning.

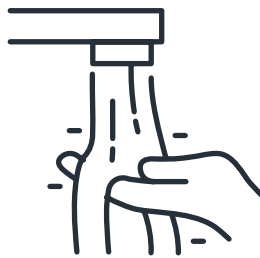
If you are burnt:

 **Remove** any clothing or jewellery near the burn carefully, unless it is stuck to the skin.

 **Cool** the burn for **at least 20 minutes** under cool gently running water. **DO NOT** use any ice or ointments.


 **Cover** the burn with a clean dressing or towel.


 **Seek** medical attention as soon as possible or for burns larger than a 20 cent coin. For serious burns **call Triple Zero (000) immediately.**





Watch the **KidSafe Burns First aid video**, a collaboration between KidSafe Australia, the Tasmanian Health Service Burns Unit, Australian Red Cross, Interplast, and Tasmania Fire Service.


Hot tips


 **Remember: Get out and stay out.** Get out of a house on fire as quick as possible. **DO NOT** go back inside for possessions or pets.


 If you can't crawl, try to stay low, under the smoke. The higher you are in smoke, the greater the risk.

 Practice crawling low when you practice your home fire escape plan.

 Tell fire services if any person or pet is unaccounted for. Firefighters may ask where in the house they might be.

 Make sure your children know what an alarm sounds like and what to do if it goes off.

 You should always call **Triple Zero (000)** only when you are out of the house and away from the fire, even if you suspect neighbours may have called.

 If your child is playing with fire, don't ignore it – early action matters. **FireRAP** is a free, confidential program supporting families to address fire lighting behaviour. Contact community@fire.tas.gov.au or call 1800 182 341.

